





| | | |
|---|-----------------------------|---|
|  | <h1>NEW PRECIOUS</h1> |  |
| REGION: ARUSHA | SCHOOL AVERAGE: 24.2 | DISTRICT: ARUSHA |
| SUBJECT AND GRADE PERFORMANCE ANALYSIS | | |

| SUBJECT RANKING | | | |
|---------------------------|------|-----|---|
| ENGLISH | 32.6 | 65% | 1 |
| CIVIC AND MORAL EDUCATION | 26.0 | 52% | 2 |
| KISWAHILI | 25.4 | 51% | 3 |
| SOCIAL STUDIES | 23.2 | 46% | 4 |
| SCIENCE | 22.9 | 46% | 5 |
| MATHEMATICS | 15.3 | 31% | 6 |

| SUBJECT GRADE ANALYSIS | | | | | |
|------------------------|---|---|---|---|---|
| SUBJECT/GRADE | A | B | C | D | F |
| MATHEMATICS | 0 | 1 | 2 | 5 | 0 |
| KISWAHILI | 0 | 1 | 8 | 4 | 0 |
| ENGLISH | 2 | 5 | 6 | 0 | 0 |
| SCIENCE | 0 | 2 | 7 | 4 | 0 |
| SOCIAL STUDIES | 0 | 2 | 8 | 3 | 0 |
| CIVIC AND MORAL | 0 | 4 | 8 | 1 | 0 |

| OVERALL GRADE ANALYSIS | | | |
|------------------------|---|-----------|-----|
| A | 0 | 13 | 0% |
| B | 2 | | 2% |
| C | 8 | | 10% |
| D | 3 | | 4% |
| F | 0 | | 0% |

| CHART SUBJECT ANALYSIS | | | | | | |
|------------------------|------|------|-----|------|-----|-----|
| 40 | | | | | | |
| 35 | | | | | | |
| 30 | | | | | | |
| 25 | | | | | | |
| 20 | | | | | | |
| 15 | | | | | | |
| 10 | | | | | | |
| | MATH | KISW | ENG | SCIE | SST | CME |

| BOYS VS GIRLS PERFORMANCE | | | | |
|---|------------|---|------------|--------------|
|  | SAT |  | SAT | TOTAL |
| | 10 | | 3 | 13 |
| 24% | | 25% | | |

| | | |
|-----------|----|------|
| SEATED | 13 | 100% |
| ABSENTEES | 0 | 0% |
| PASSED | 10 | 77% |
| FAILED | 3 | 23% |

| NO | NAME | SEX | MATH | | KISW | | ENG | | SCI | | SST | | CME | | TOTAL | AVG | GRADE | POS |
|----|-------------------------|-----|------|---|------|---|-----|---|-----|---|-----|---|-----|---|-------|------|-------|-----|
| 1 | BRIAN BLASDUS LWAHU | M | 38 | B | 33 | B | 41 | A | 34 | B | 34 | B | 21 | C | 201 | 33.5 | B | 1 |
| 2 | ENOCK DAUDI SAITABAU | M | 20 | D | 29 | C | 41 | A | 31 | B | 31 | B | 33 | B | 185 | 30.8 | B | 2 |
| 3 | GLORY JULIUS MOLLEL | F | 23 | C | 30 | C | 37 | B | 26 | C | 26 | C | 33 | B | 175 | 29.2 | C | 3 |
| 4 | LOSERIAN GERALD MOLLEL | M | 25 | C | 26 | C | 38 | B | 26 | C | 26 | C | 27 | C | 168 | 28.0 | C | 4 |
| 5 | LAURENCE HILARY ELIYA | M | 16 | D | 30 | C | 33 | B | 24 | C | 24 | C | 34 | B | 161 | 26.8 | C | 5 |
| 6 | CALVIN GERVAS LAIZER | M | 13 | D | 22 | C | 35 | B | 24 | C | 24 | C | 30 | C | 148 | 24.7 | C | 6 |
| 7 | MWINDADI HUSSEIN MRUMA | M | 4 | E | 28 | C | 35 | B | 23 | C | 23 | C | 31 | B | 144 | 24.0 | C | 7 |
| 8 | GLORY AGUSTINO KIMARIO | F | 12 | D | 28 | C | 29 | C | 20 | D | 23 | C | 26 | C | 138 | 23.0 | C | 8 |
| 9 | BLANCA RAY KAMOZA | F | 10 | E | 27 | C | 27 | C | 21 | C | 21 | C | 28 | C | 134 | 22.3 | C | 9 |
| 10 | AZIZI ABDALLAH NANDENDE | M | 16 | D | 20 | D | 28 | C | 21 | C | 21 | C | 21 | C | 127 | 21.2 | C | 10 |
| 11 | NICOLUS GODFREY LAIZER | M | 8 | E | 18 | D | 28 | C | 20 | D | 20 | D | 22 | C | 116 | 19.3 | D | 11 |
| 12 | STRATON SULBERTO MTEI | M | 8 | E | 20 | D | 27 | C | 12 | D | 12 | D | 21 | C | 100 | 16.7 | D | 12 |
| 13 | ASHIRAF ACLAN RAMADHANI | M | 6 | E | 19 | D | 25 | C | 16 | D | 16 | D | 11 | D | 93 | 15.5 | D | 13 |